

Organisers 主辦單位:



供應鏈及資訊管理學系
DEPARTMENT OF SUPPLY CHAIN AND INFORMATION MANAGEMENT
恒生管理學院
HANG SENG MANAGEMENT COLLEGE



校際手機應用程式設計比賽 2017

**Inter-Secondary School
Mobile Phone Application Design Competition**



**How to use POP and demonstrate your
brilliant idea**




Paper Prototype

<https://popapp.in/>

POP – there is an PC-based version and mobile-application version.


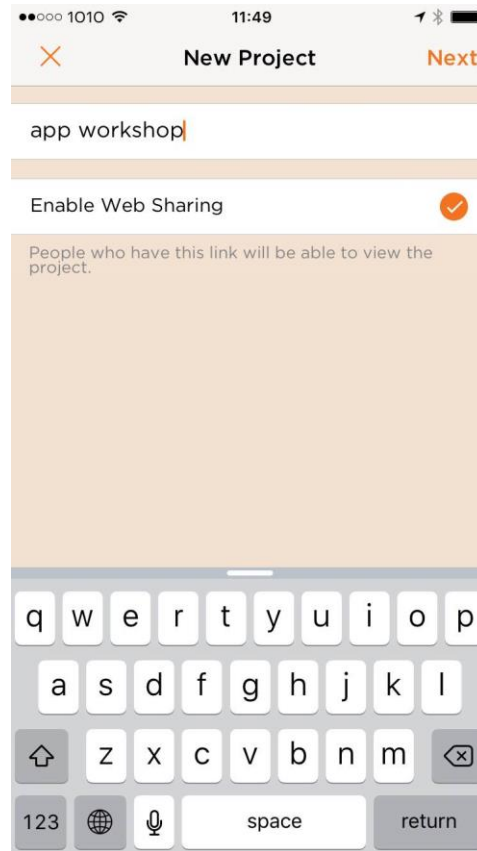
This application makes your mobile application much easier to be understood.

This application may be found by searching “paper prototype”.




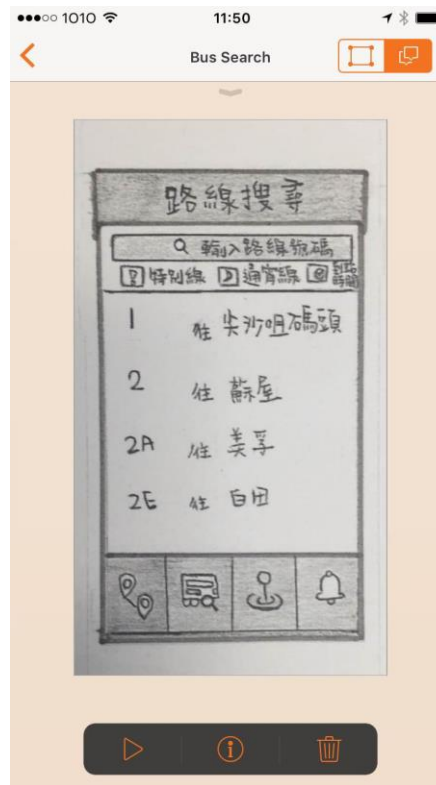
KMB App as an Example

- After you've downloaded the app, you may start by creating a project




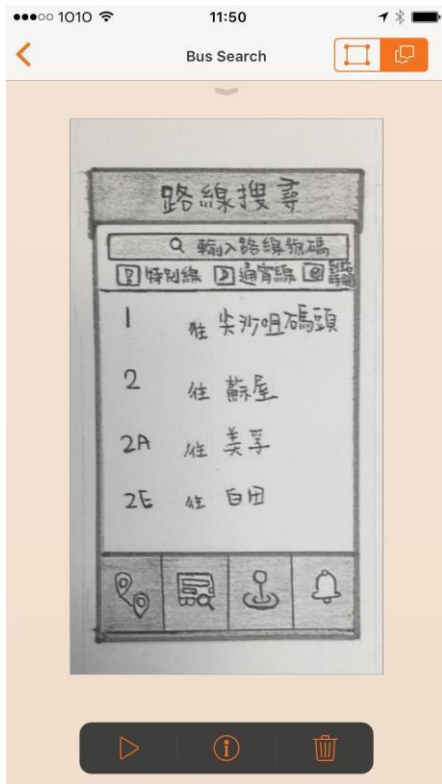
KMB App as an Example

- This POP application works well even with your own drawing of the to-be-developed application interfaces



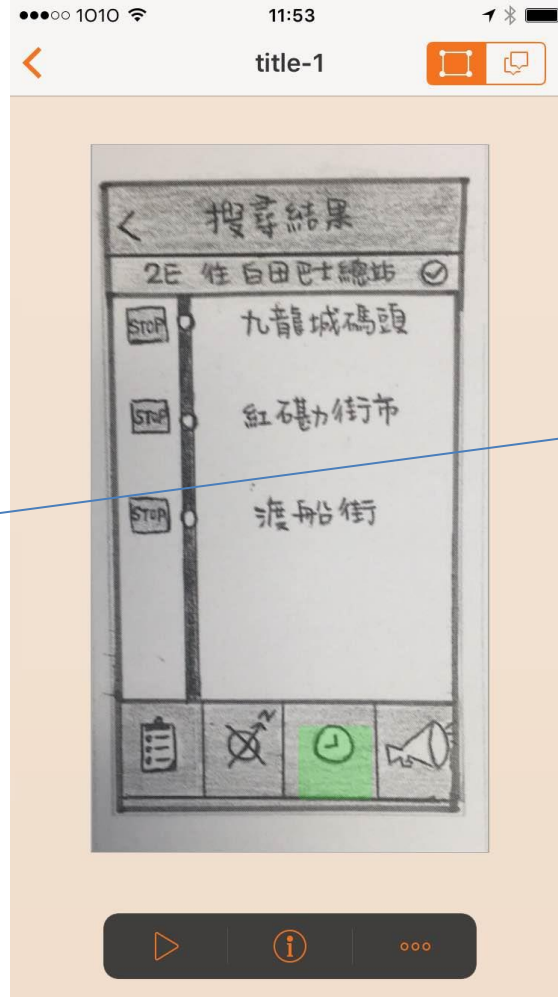
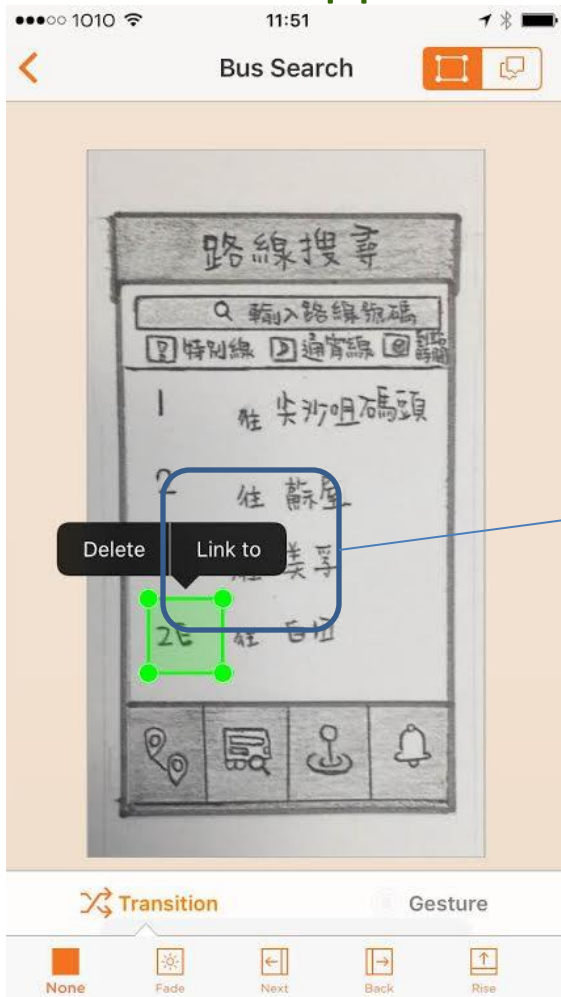
KMB App as an Example

- You will need to create how the interfaces of your app would look like. See below as an example.



KMB App as an Example

- Putting all interfaces altogether and making your idea like a REAL App



You can build a link to another pic (e.g. another interface you've drawn).

All you will have to do is to tap on the screen twice. You will see delete and link to options.

You will then be able to link "2E" to another picture.

KMB App as an Example



By clicking this time icon, this app will show you when buses are approaching and their details.

